

Patons
Canadiana

Patons
DECOR



HARLEQUIN STOCKING

MEASUREMENTS

Length from top to heel:
13 ins [33 cm]

Foot length: 11 ins [28 cm]

TENSION

20 sts and 26 rows = 4 ins [10 cm] in stocking st.

MATERIALS

Patons **Décor** (100 g/3.5 oz)
or
Patons **Canadiana** (100 g/3.5 oz)

Main color (MC)
(burgundy) 1 ball
Contrast A (gold) 1 ball
Contrast B (aran) 1 ball

Sizes 4.5 mm (U.S. 7) knitting needles or size needed to obtain tension. 10 jingle bells.

INSTRUCTIONS

FRONT

With MC, cast on 13 sts.
Work Chart in stocking st to end of chart reading **knit** rows from **right** to left and **purl** rows from **left** to right, noting dashed outline for Front shaping.

BACK

With MC, cast on 13 sts.
Work Chart in stocking st to end of chart reading **knit** rows from **left** to right and **purl** rows from **right** to left noting solid outline for Back shaping.

Work duplicate st with Contrast A as shown on Chart.

EDGING





With B, cast on 5 sts.
Foundation row: K2. P1. K1. P1.
1st row: (Right side). K1. P1. K2. Inc 1 st in next st.
2nd row: K3. P1. K1. P1.
3rd row: K1. P1. K2. (Inc 1 st in next st) twice.
4th row: K5. P1. K1. P1.
5th row: K1. P1. K4. (Inc 1 st in next st) twice.
6th row: K7. P1. K1. P1.
7th row: K1. P1. K6. (Inc 1 st in next st) twice.
8th row: K9. P1. K1. P1.
9th row: K1. P1. K8. (Inc 1 st in next st) twice.
10th row: K11. P1. K1. P1.
11th row: K1. P1. K10. (Inc 1 st in next st) twice.
12th row: Cast off 11 sts. (K1. P1) twice.
Rep last 12 rows 11 times more.
Cast off.

FINISHING

Sew Edging to top of Stocking along purl ridge of Edging. Attach one jingle bell to each point of Edging as illustrated.



ABBREVIATIONS: www.patonsyarns.com/glossary

- Key
-  = MC
 -  = Duplicate St with Contrast A
 -  = Back and Front Outline
 -  = Front Outline Only



 **Patons**

... a part of your life.

P.O. Box 40, Listowel ON N4W 3H3